



Playgroup

My First Number Book

Activity Book



This Book Belongs To:


.....

INDEX


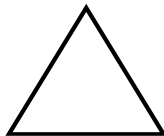


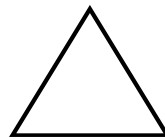
Headings	Pg.No.
• Number 1	1
• Shape Circle	2
• Number 2	5
• Colour Red	7
• Number 3	8
• Number 4	11
• Colour Yellow	12
• Shape Square	14
• Number 5	17
• Revision 1-5	19
• Number 6	21
• Number 7	22
• Number 8	23
• Shape Triangle	24
• Numbers 9	27
• Number 10	28
• Shape Star	29
• Number 1-10	31
• Recap of Colours and Shapes	42

CIRCLE

Circle: A Figure bounded by one curved line, and such that all straight lines drawn from a certain point within it to the bounding line are equal.



Directions: Colour the circles red in the shapes shown below.




Date:

3


Teacher's remark :

COUNTING 1-5


How many items do you see in each box? Colour the correct number.




3 4 5



2 3 5



1 4 5

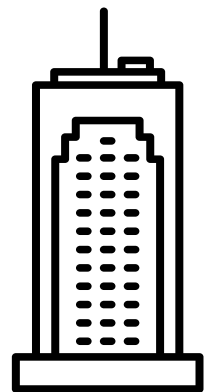










2 1 4

Date:

Teacher's remark :


COLOUR ALL THE TRIANGLE OBJECTS!





Date:

Teacher's remark :

COUNT AND CIRCLE

	7
	2
	5

	7
	3
	8


	5
	9
	10

Date:


Teacher's remark :

FISH IN THE JAR


Circle the correct number to match the number of fish inside the jar.




- 4
- 5
- 6




- 5
- 6
- 7




- 2
- 3
- 4



- 1
- 2
- 3



- 7
- 8
- 9



- 5
- 6
- 7

Date:

Teacher's remark :



lil Triangle www.liltriangle.com

Designed and Published by Slate and Chalk Inovations Pvt. Ltd.



Playgroup

My First Scribbles

Activity Book



This Book Belongs To:

.....

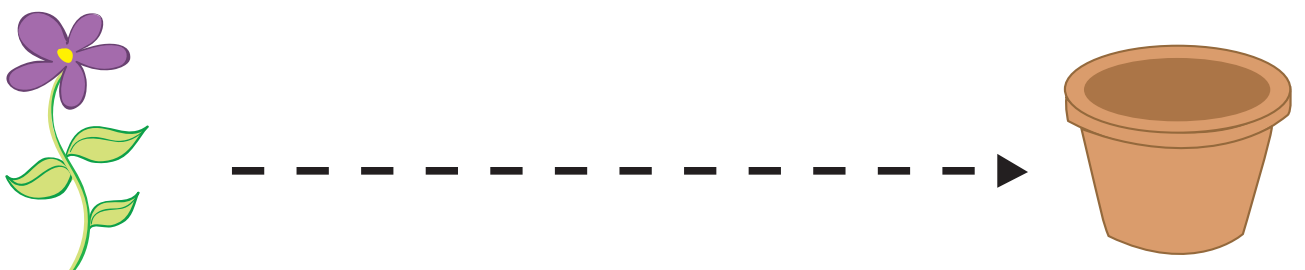
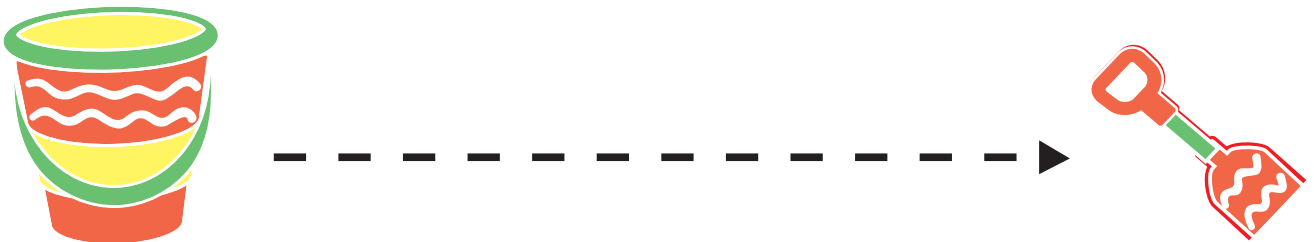
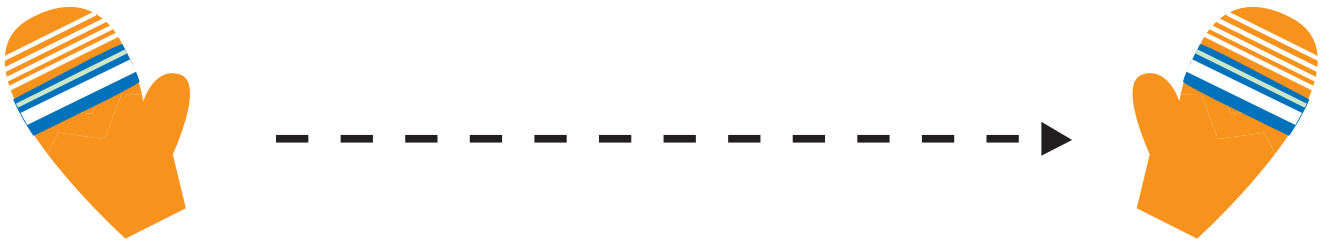
INDEX

- Sleeping Lines 1
- Standing Lines 2
- Slanting Lines (Right to Left)4
- Slanting Lines (Left to Right) 6
- Tracing Activity 7
- Trace and Colour Activity 8
- Bilateral Tracing 13

Tracing Horizontal Lines

Fine Motor Skills Development

Practice drawing horizontal lines by tracing on the dotted lines to match the things that go together.







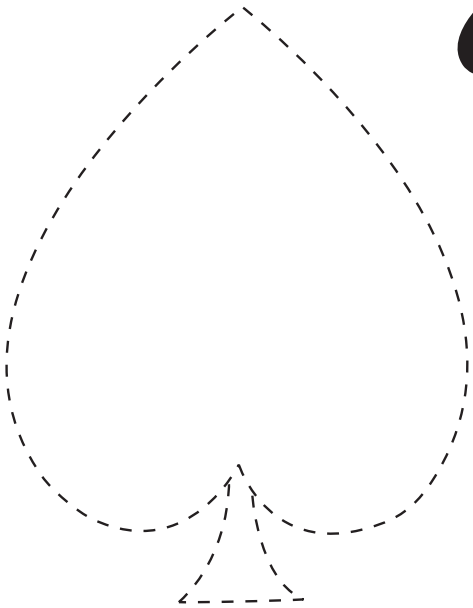

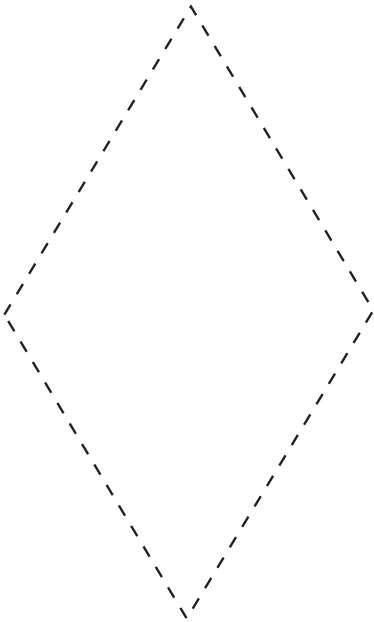

Date: _____
Teacher's remark :



Tracing Shapes


Fine Motor Skills Development

Practice drawing the shapes we find on a set of playing cards by tracing on the dotted lines. Then color them.

Date: _____
Teacher's remark :

Bilateral Tracing Patterns



Date:
Teacher's remark :





Playgroup
Rhymes and Stories
Activity Book

BAA BAA
Black Sheep



This Book Belongs To:



INDEX

- Humpty Dumpty 1
- Little Bo Peep 2
- Pat-a-Cake 3
- Hickory Dickory Dock 4
- Twinkle Twinkle 5
- Mary Had a Little Lamb 6
- Itsy Bitsy Spider 7
- 1,2,3,4,5 8
- Hot Cross Buns 9
- Baa, Baa Black Sheep 10
- This Little Piggy 11
- Hare and Tortoise 12
- The Thirsty Crow 14

Little Bo Peep

Little Bo Peep
Has lost her sheep,
And doesn't know where to find them.
Leave them alone,
And they'll come home,
Wagging their tails behind them.



Hot Cross Buns

Hot cross buns, Hot cross buns,
One a penny, two a penny, Hot
cross buns. If your daughters don't
like 'em, Give 'em to your sons.
One a penny, two a penny,

Hot cross buns.





THE HARE AND THE TORTOISE



One day, a tortoise met a hare who made fun of her. "My, my, you move so slowly, you will never get far!"

The tortoise, upset by the hare's manner, said, "Let's have a race and see who is faster."



The hare laughed and said, "You must be joking! But all right, we'll see who reaches the other side of the hill first." Off he ran, leaving the tortoise far behind.



START

A yellow banner with the word "START" written in large, bold, orange letters, hanging from two wooden poles. The background shows a forest with green trees and a blue sky with white clouds.

After a while, the hare stopped to wait for the tortoise to come long. He waited and waited till he felt sleepy. "I might as well take a nap," he thought. "Even if she catches up with me, I can easily win the race." So he lay down under a shady tree and closed his eyes.



When the tortoise passed the sleeping hare, she walked on slowly but steadily. By the time the hare woke up, the tortoise was near the finishing line. He ran as fast as he could, but he could not catch up with the tortoise.



Slow and steady
can win the race.



lil Triangle www.liltriangle.com


Designed and Published by Slate and Chalk Inovations Pvt. Ltd.



Playgroup

My First EVS Journey

Activity Book



This Book Belongs To:

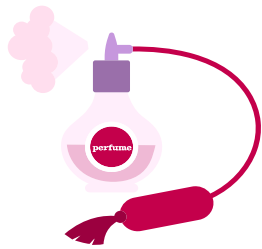
.....

INDEX

Headings	Pg.no.
• All about me	1
• Parts of the body	2
• Parts of the face	3
• Toys I Play	7
• Things around us	9
• Musical Instrument	18
• Animals world	19
• Trees	24
• Vegetables	25
• Fruits	27
• Birds	34
• Seasons	37
• Vehicles	43
• Places around Us	46
• Community Helpers	47

5 senses

Draw a line to match the senses to the pictures.

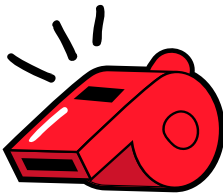


▪

▪



sight



▪

▪



touch




▪

▪



hearing



▪

▪



taste



▪

▪







smell

Date:

Teacher's remark :

Kitchen

Encircle all the things that you find in a kitchen.











Date:

Teacher's remark :

FARM ANIMALS

connect the mother animals to their babies








Date:

Teacher's remark :

Fruit or Vegetable?

Circle the fruits. Draw a square around vegetables.






Date:

Teacher's remark :

Community Helpers

Match each profession to the right vehicle.



Date:

Teacher's remark :



lil Triangle www.liltriangle.com


Designed and Published by Slate and Chalk Inovations Pvt. Ltd.



Playgroup

My First Words

Activity Book



This Book Belongs To:





INDEX

Headings	Pg.No.	Headings	Pg.No.
• Letter A	1	• Letter O	15
• Letter B	2	• Letter P	16
• Letter C	3	• Letter Q	17
• Letter D	4	• Letter R	18
• Letter E	5	• Letter S	19
• Letter F	6	• Letter T	20
• Letter G	7	• Letter U	21
• Letter H	8	• Letter V	22
• Letter I	9	• Letter W	23
• Letter J	10	• Letter X	24
• Letter k	11	• Letter Y	25
• Letter L	12	• Letter Z	26
• Letter M	13	• Recap of the	27
• Letter N	14	Alphabets	

The Sound of Bb

B makes the sound you hear at the beginning of **baby**.
Draw lines from **Bb** to pictures whose names begin with the **b** sound.



Circle the B in the below words.



cone



box




bone

Date:

Teacher's remark :

The Sound of LI

L makes the sound you hear at the beginning of **love**. Draw lines from **LI** to pictures whose names begin with the **l** sound.



Read the sentence. Circle **L** or **l** in each word.

Lance licked eleven lollipops.

Date:

Teacher's remark :

The Sound of Ww

W makes the sound you hear at the beginning of **wash**.
Colour the pictures whose names begin with the **w** sound.



Circle the water bottles with **W** or **w**.



Date:

Teacher's remark :

Beginning Letters

Match the picture with the beginning letter.

Zz



Ww



Yy



Tt



Vv




Date:







29


Teacher's remark :







Find Objects


Colour the letter and circle the related objects.









 apple	 ant	 fan
 airplane	 frog	 axe



 bus	 duck	 banana
 ball	 dolphin	 balloon



 cow	 dog	 flower
 car	 cat	 camel

Date:

Teacher's remark :



lil Triangle www.liltriangle.com

Designed and Published by Slate and Chalk Inovations Pvt. Ltd.



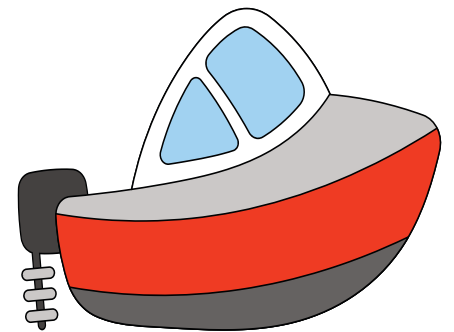

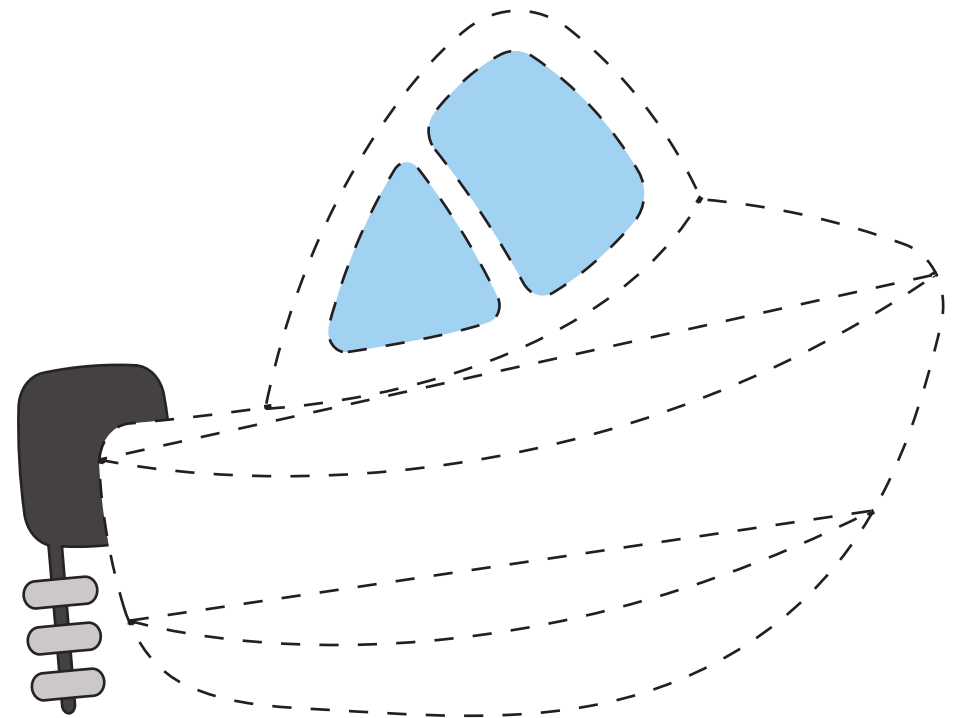

Playgroup Drawing Book Activity Book

This Book Belongs To:

.....



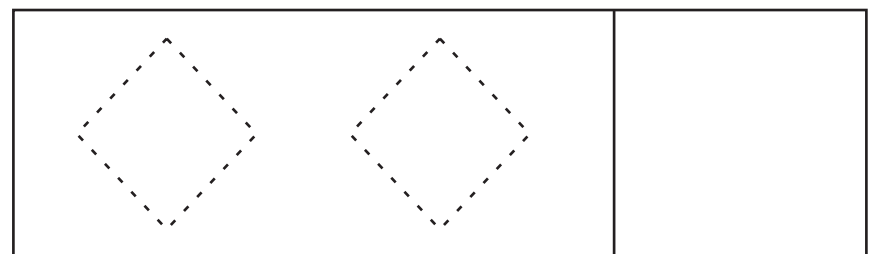
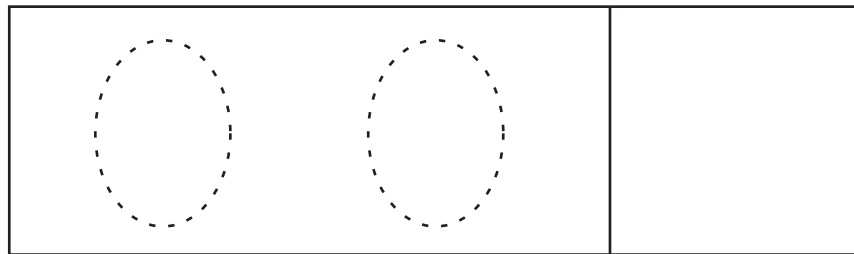
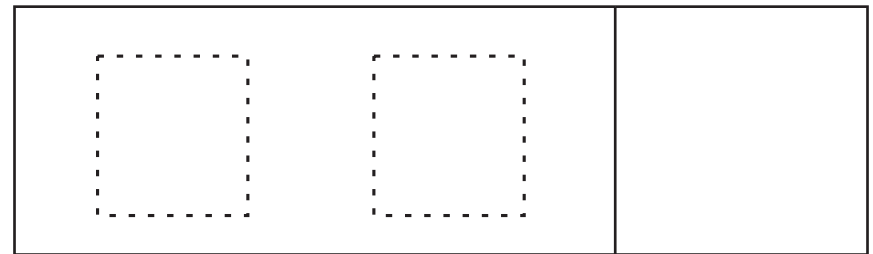
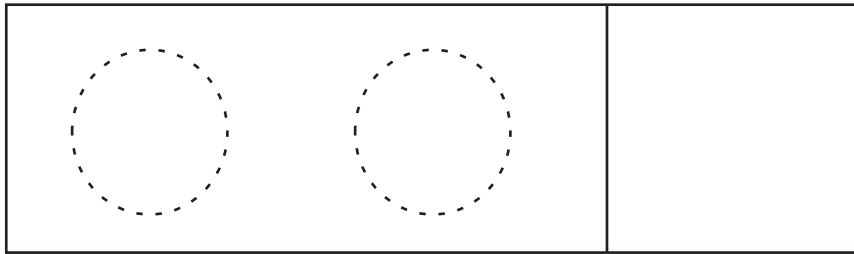
TRACE AND COLOUR



Date:

Teacher's remark :



TRACE AND DRAW



Date:

Teacher's remark :

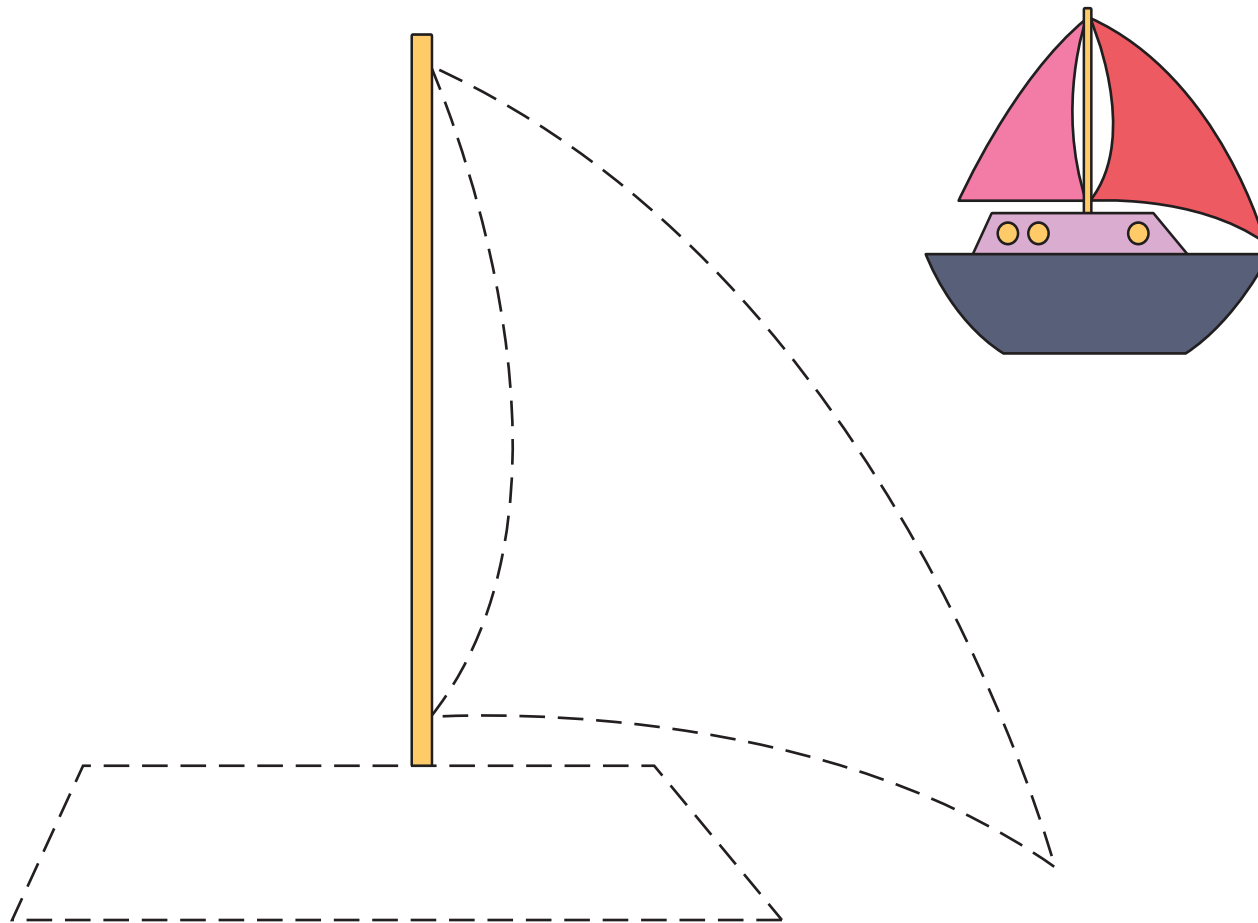
TRACE AND COLOUR



Date:

Teacher's remark :

TEAR AND STICK PAPER TO COMPLETE



Date:

Teacher's remark :



 lil Triangle www.liltriangle.com

Designed and Published by Slate and Chalk Inovations Pvt. Ltd.